




PS12SUM20150401000

- Please read before you install always.
- If you receive a service that does not abide by the order of installation, the additional cost of the service could occur.
- Depending on the models, the actual figure of products may differ.


1 Component



2 Method of Operation



2 Power on the device.



3 After opening a tray, connect a tube with pre-treatment liquid.



4 Locate lever forward pre-treatment liquid.



5 Cleaning liquid bottle conforms to the nozzle. Press the cleaning bottle until you see the pre-treatment liquid.



6 Adjust the spray area.



7 Raise a T-shirt on the board.



8 Control the speed lever depending on the injection quantity.



9 Press the start button.



TIP! Using the speed lever : Dark T-shirt is working on a lever 0.(Adjust speed lever '0' to coat a pre-treatment liquid on dark t-shirt.)
The amount of the pre-treatment liquid is different depending on the fabric.
Therefore test operation is essential before using.

3 Maintenance

⚠ Caution :
Recommend nozzle cleaning
through more than once a day
to prevent nozzle clogging.

1 Equipped with cleaning solution.



2 Turn the lever toward cleaning solution.



3 Locate the cleaning bottle inside the equipment.



4 Press the cleaning button for 5~10's.




5 Keep the cleaning inside of machine in order to use for a long time.



4 How to clean the nozzle tip

⚠ Caution :
- Nozzle tip is supplies.
- Please repeat the following process
until the nozzle tip pierced.

1



2 Install the cleaned nozzle tip at the same angle with the shirt board.



3 Make sure that nozzle is working properly.



Product Warranty

Thank you for purchasing a product of PRINTSYSTEM.
Quality guarantee period of this product, is calculated from the date of purchase. Therefore, I hope that you receive adequateservice always received described the date of purchase.

Customer	Name	Tel
	Product Name	Model name
Agency	Address	
	Dealer Name	Tel
	Address	
Warranty period	1 year from date of purchase()	

Consultation of guidance

- How to purchase at the time of PRINTSYSTEM product purchased, the price of the product, if you have any questions Products, etc.,
- If you are not measures quickly even if the dealer of A / S
- If you have other disadvantages,

Standards of consumer damage compensation

Compensation of consumer harm of this product, please follow the law.

Customer Service Office phone number

A / S, customer service and complaints Phone: 032) 433-7758

Warranty information

1. From the product of your order date, when a failure occurs in the state that was used successfully within one year quality warranty period, we will repair free of charge.
2. If the next failure occurs, you will at cost the technology fee and parts costs.
 - when a fault occurs by the customer handling carelessness
 - Natural disaster when a fault occurs (fire, earthquake, flood, lightning, etc.) by
 - when a fault occurs due to abnormal use of power
 - when a fault occurs due to failure of the connected equipment
 - Rather than a service center for repair of articles, and repair its own product, when failure issue by modifying
 - If you have lost your customer card

